

olivetti



d-COPIA 1600 and 2000

DIGITAL COPIERS

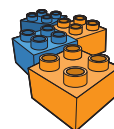
BLACK&WHITE



COMPACT



MODULAR



SAVING



d-COPIA 1600 and 2000

DIGITAL COPIERS

HIGH QUALITY BLACK&WHITE

Monochrome A3 digital copiers for small/medium offices looking for productivity, reliability and modularity.



MAIN CHARACTERISTICS

LONG-LASTING DRUM FOR HIGH RELIABILITY AND LOW COST PER PAGE	PRINTING FROM ANY PC IN THE WINDOWS ENVIRONMENT (OPTIONAL GDI INTERFACE)
UP TO 160 MB OF MEMORY	TWO-SIDE DOCUMENT FEEDER (OPTIONAL)
FIRST COPY OUT IN 5.9 SECONDS	DUPLEX UNIT (OPTIONAL)
OPERATOR PANEL WITH MONO-FUNCTION KEY	NETWORK CONNECTION BY MEANS OF AN EXTERNAL BOX (OPTION)

SPEED

They boast respectively a speed of 16/20 pages a minute in A4 size and 8/10 pages a minute in A3 size.

FLEXIBILITY

The optional **GDI interface** lets users print from any Windows PC. To save on paper and filing space, both models can be equipped with an optional 50-page sheet-reversing **document processor** to scan originals, and a **duplex** for two-side printing.

MEMORY

A large memory capacity up to **160 MB** supports a broad range of copy options: multicopy scanning, electronic sorting, output rotating, two/four-page merge into one page, automatic paper selection, duplex copying.

PRODUCTIVITY

Performance is optimised with a **first copy** in less than **5.9 seconds** and activation from sleep mode in just **20 seconds**.

AUTONOMY

Both models have a high paper capacity of 350 sheets. Three optional trays boost paper stock to a **top capacity of 1,250 cut sheets**.

ERGONOMICS


The two d-Copia models are just as impressive on ergonomics. Not only are they the most compact models in their product category, they also provide a **broad operator panel and intuitive user display** that lets users work from their desks.



Easy-to-use **OPERATOR PANEL** for quick access to all digital functions



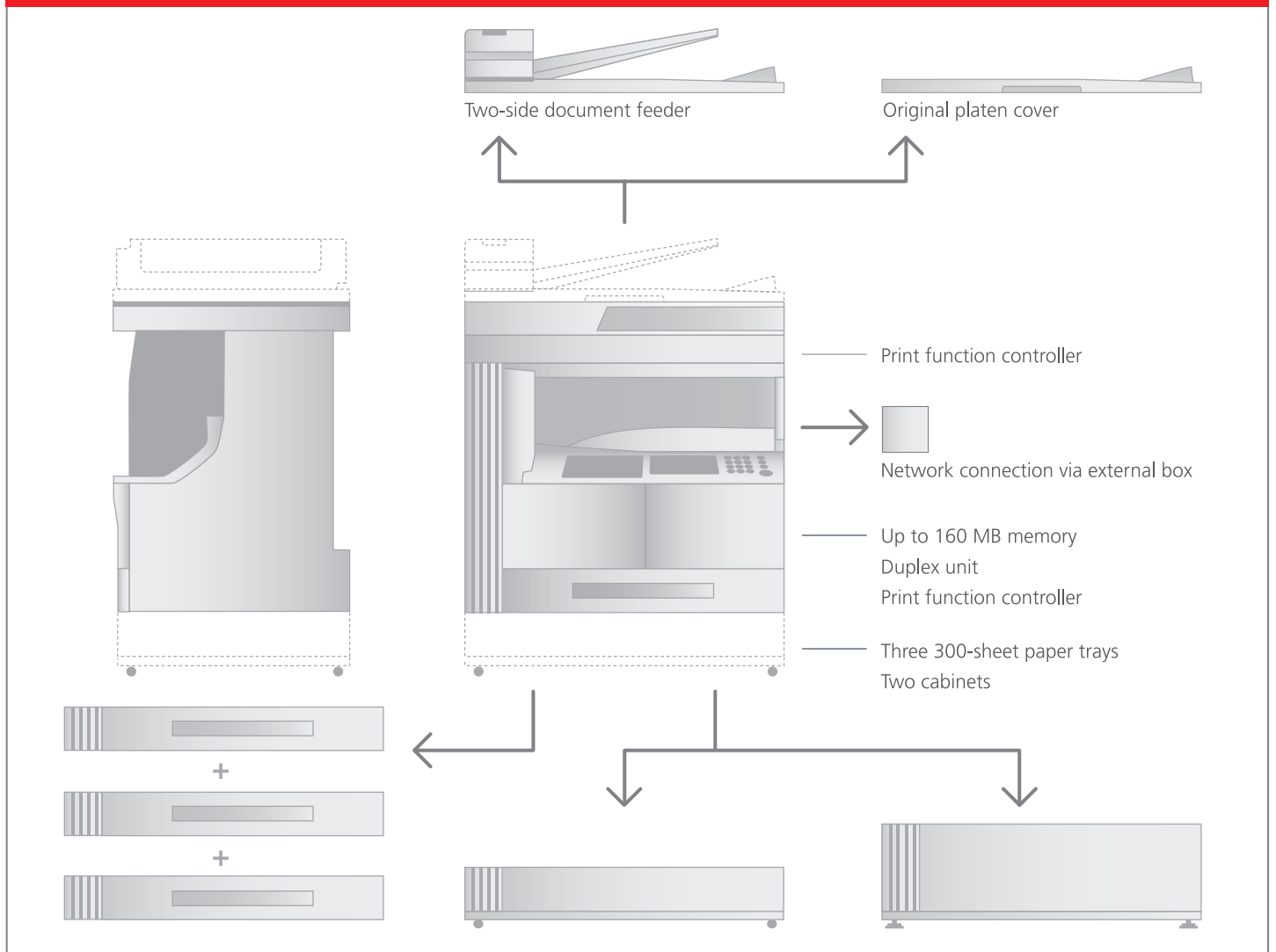
OUTPUT CAPACITY of up to 250 sheets face down



Long-life **TONER CARTRIDGE** (up to 15,000 A4 pages with 6% coverage)

Efficiency, reliability and **cost-effectiveness** are the distinctive features of these copiers. The Olivetti d-Copia 1600 and d-Copia 2000 digital copying systems use **long-life accessories** like a 150,000-copy Drum and 15,000-copy Toner to minimise print cost per page and **extend maintenance cycles**, for lower cost of ownership. By **reducing the quantity of waste materials**, these accessories also guarantee environment friendliness.

OPTIONS





TECHNICAL SPECIFICATIONS

GENERAL	Type desktop/console	Desktop	Power consumption	220-240 VAC, 50/60 Hz	
	Technology	Monocomponent, Single laser	Absorption	Maximum: 1100 W Copy/Print: 461 W Ready: 104 W Low absorption: 43 W Sleep-Mode: 3,8 W	
	Resolution	600 x 600 dpi			
	Engine speed	d-Copia 1600: 16/8 ppm A4/A3 d-Copia 2000: 20/10 ppm A4/A3			
	Copy format min/max	A3-A6R	Dimensions (WxDxH)	574 x 552 x 502 mm	
	Greyscale	256 levels	Weight	40,7 Kg	
	Warm-up time	<20 seconds			
COPIER	Scanning system	Flat bed scanning by CCD image sensor	Copy weights	Trays: 64-105 g/m ² Bypass: 45-160 g/m ²	
	Printing method	Semiconductor laser and electrograph	Paper capacity (80 g)	Tray: 1 x 300 sheets Bypass: 50 sheets Up to 3 optional 300-sheet trays (PF-410)	
	Continuous copy	<5,9 seconds			
	Multiple copiers	up to 999	Paper output	Max 250 sheets	
	Memory	32 MB (Max 160 MB-additional socket:16/32/64/128 MB)	Zoom	25%-400% (step 1%)	
	Original size	Books, sheets, 3-D objects max A3	Image density regulation	Manual/automatic	
	Copy format	Trays: A3-A5R, Folio, Statement, Letter, Legal, Ledger, Oficio2; Bypass: A3-A6R, Folio, Statement, Letter, Legal, Ledger, Oficio2, Envelopes			
PRINTER (optional)	Print System X		Interfaces	USB 2.0 (High-speed)	
	Speed A4	16/20 ppm	Emulations	GDI	
	CPU	ARM 946-S 150 MHz, FlexRISC	Compatibility	Windows 98 SE, Me, 2000, XP	
	Memory	32 MB	Network interface external box (IB-110)	Fast Ethernet 10\100 TX	
	Resolution	600 x 600 dpi			
PAPER OPTIONS	Duplex document processor (DP-410A)	Capacity: 50 sheets Paper size: A3-A5R, Folio Paper weight: 45-160 g/m ² (ADF), 50-120 g/m ² (RADF) Dimensions (WxDxH): 552 x 483 x 120 mm Weight: 6 Kg	Paper feeder (PF-410A)	Paper format: A3-A5R, Folio Capacity: 300 sheets Paper weight: 60-105 g/m ² Dimensions (WxDxH): 570 x 538 x 135 mm Weight: 7 Kg	
			Duplex unit (DU-410)	Format: A3-A5R, Folio Paper weight: 60-80 g/m ²	
			Platen Cover		
			Cabinet (CP 16H e CP 16L)		

Product performances are referred to an appropriate use under optimal conditions. With the right to change technical specifications. The registered trademarks are the property of their respective owners. d-Copia 1600 and d-Copia 2000 are distributed by Olivetti S.p.A. (12/06) - Code: 25453-01